

BECCA®

S50M Manual Spray Gun Cleaning Process

Clean Gun As Soon As Possible.

Tan pronto como sea posible en la pistola limpia.

Step 1.

Empty Paint in waste container

Pintura vacío en el contenedor de residuos.



Step 2.

Pre-Rinse in waste container

Pre-Rinse en el contenedor de residuos




Step 3.

POWERCLEAN™

Quick-connect compressed air.


Conexión rápida de aire comprimido



Step 4.

Remove Air Cap

Eliminar Air Cap




Step 5.

Flow Brush

• Clean air cap
Limpiar Air Cap

• Clean fluid tip
Limpiar el líquido del Consejo




Step 6.

POWERPISTOL™

Trigger gun at same time

Cañón de desencadenador al mismo tiempo




Step 7.


POWERCLEAN™

Disconnect compressed air.

Desconectar de aire comprimido



©Copyright March 2011



BECCA®

2010 Cobb International Blvd, Suite H Kennesaw, GA 30152
Phone 800.655.5649 Fax 800.655.5684 Internet: www.beccainc.com